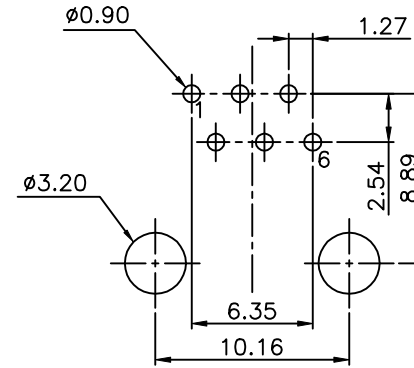
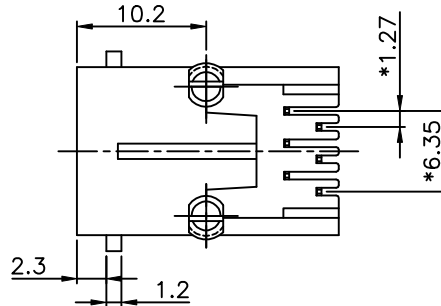
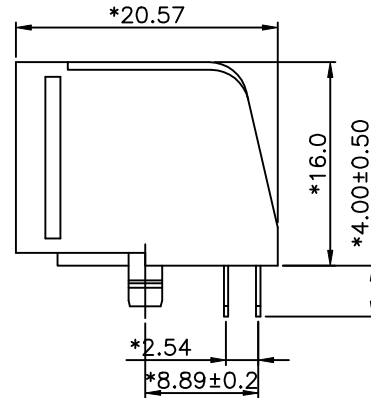
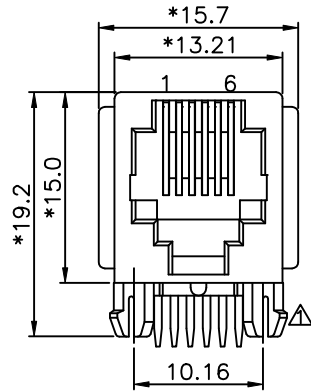


REVISION RECORD				
REV	ECO	DESCRIPTION	DRFT	CHKD
△		Drawing Modify	Syngs 12/03/2003	
△		ADD P/N	SAMMY 12/08/04	
△		ADD P/N	SAMMY 1/13/05	



PC Board Layout
Component Side Shown

NOTES:

ELECTRICAL:

- VOLTAGE RATING : 125 VAC RMS MIN.
- CURRENT RATING : 1.5 AMP MIN.
- CONTACT RESISTANCE : 30 MILLIOHMS MAX.
- INSULATION RESISTANCE: 500 MEGOHMS MIN @ 500 VDC.
- DIELECTRIC STRENGTH : 1000 VAC RMS 60Hz, 1MIN.

MECHANICAL:

- HOUSING MATERIAL : GLASS FILLED POLYESTER UL94V-0.
- CONTACT MATERIAL : PHOSPHOR BRONZE t=0.35mm.
- PLATING : 1: CONTACT AREA- SELECTIVE GOLD PLATING.
2: TAILS- PLATED TIN OVER NICKEL.
- OPERATING LIFE : 750 CYCLES MIN.
- PCB RETENTION PRE-SOLDER : 1 LB MIN.
- PCB RETENTION POST-SOLDER: 10 LBS MIN.

ENVIRONMENTAL:

- STORAGE : -40°C TO +85°C.
- OPERATION: 0°C TO 70°C.

MATES WITH MODULAR PLUG CONFORMING TO
FCC PART 68, SUBPART F.

CUL FILE NO. E163191

PART NUMBER: E576X-0000XX

- | | | |
|------|-------------------|--------|
| 2-2C | 1- 3u" | 2- 6u" |
| 4-4C | 3-15u" | 4-30u" |
| 6-6C | 5-50u" | |
| | 3-W/ PANNEL STOP | |
| | 4-W/O PANNEL STOP | |

△△Lead-Free P/N:E576X-000XXX-L

- | | | |
|-------------|-------------------|--------|
| 2-2C | 1- 3u" | 2- 6u" |
| 4-4C | 3-15u" | 4-30u" |
| 6-6C | 5-50u" | |
| 0-PBT+30%GF | 3-W/ PANNEL STOP | |
| A-FR52 | 4-W/O PANNEL STOP | |

DETACHED LISTS	MM (INCH)	DFTO BASS	DATE 12/29/97	FULL RISE ELECTRONIC CO., LTD	
	TOLERANCES EXCEPT AS NOTED	CHKD QIANPU	DATE 2005/1/14		
		MFO	DATE		
		APPV LUSHENG	DATE 2005/1/14		
	MM			TITLE	
	.0 ±0.20			SIDE ENTRY PCB JACK 6P	
	.00 ±0.15			DRAWING NO. GE573003	
	.000 ±0.075			/PART NO. SEE NOTE	
	ANGLES ±	MATERIAL :		SIZE	REV
		QTY :		A3	3
	THIRD ANGLE PROJECTION	FINISH :		DO NOT SCALE DRAWING	
		SCALE : 2.5:1		SHEET X	OF Y